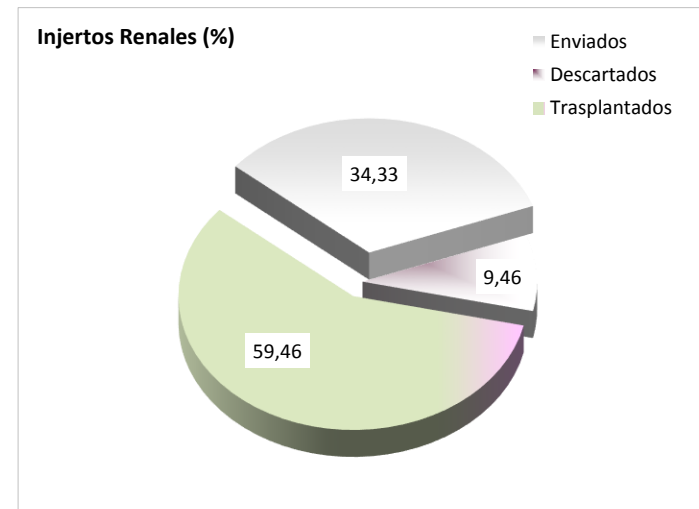
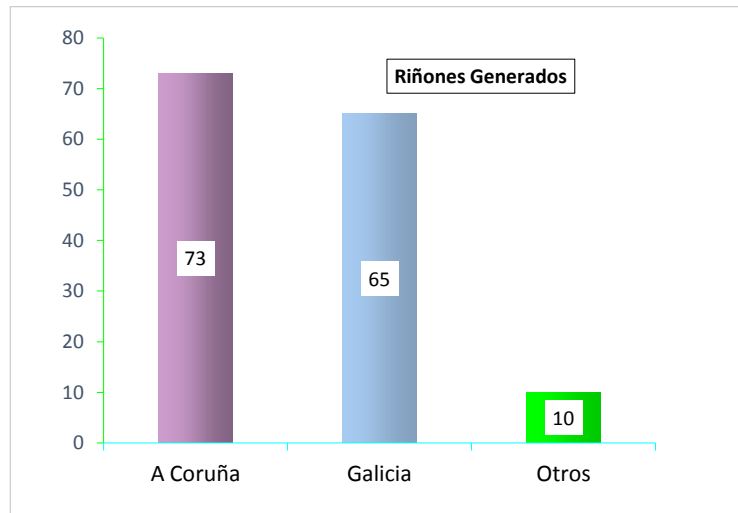


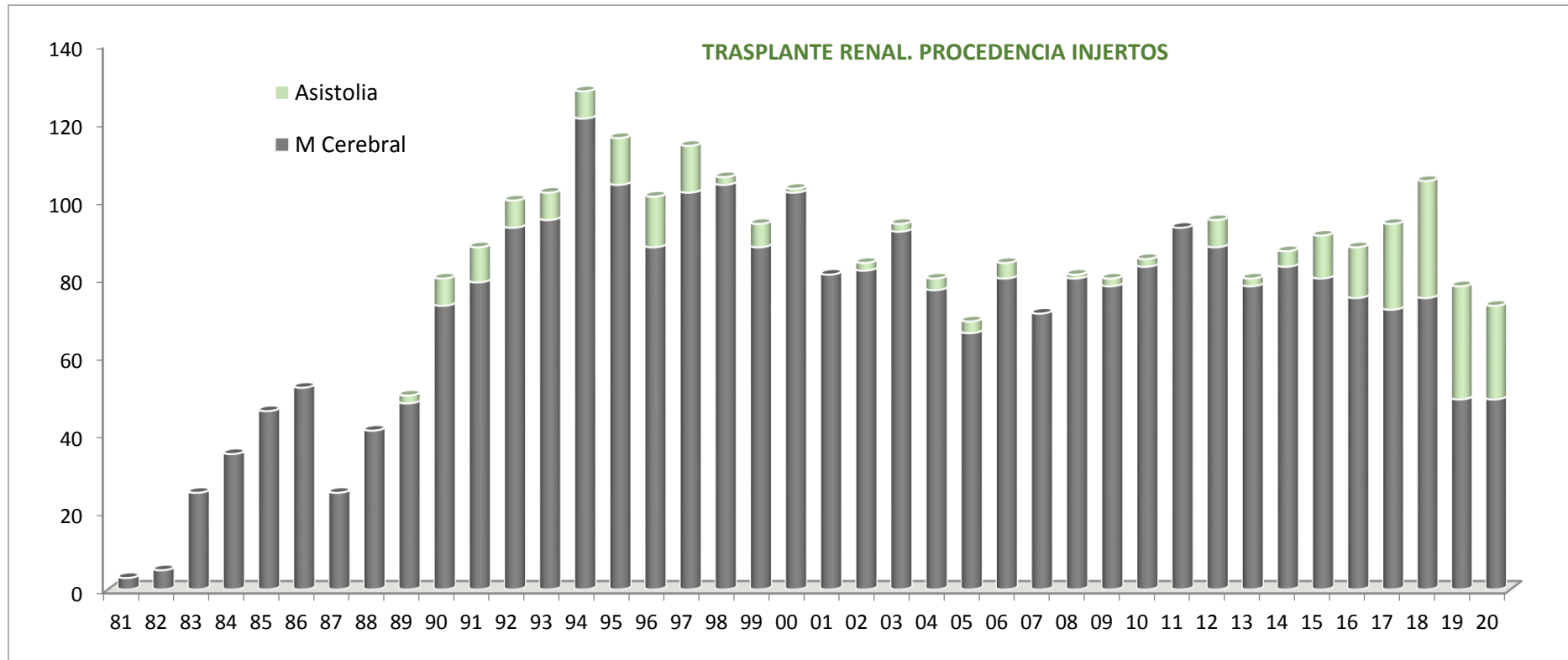
PROGRAMA TRASPLANTE RENAL/2020. CHUAC

| | A Coruña | % | Galicia | % | Otros | % | SUMA | % |
|---------------------------------|-----------|-------|-----------|-------|-----------|--------|-----------|-------|
| Generados/ Recibidos | 73 | 49,32 | 65 | 36,17 | 10 | 6,38 | 148 | |
| Enviados | 18 | 24,66 | 28 | 42,65 | | 0,00 | 46 | 34,33 |
| Descartados | 8 | 10,96 | 6 | 13,24 | 0 | 0,00 | 14 | 9,46 |
| Trasplantados | 47 | 64,38 | 31 | 44,12 | 10 | 100,00 | 88 | 59,46 |



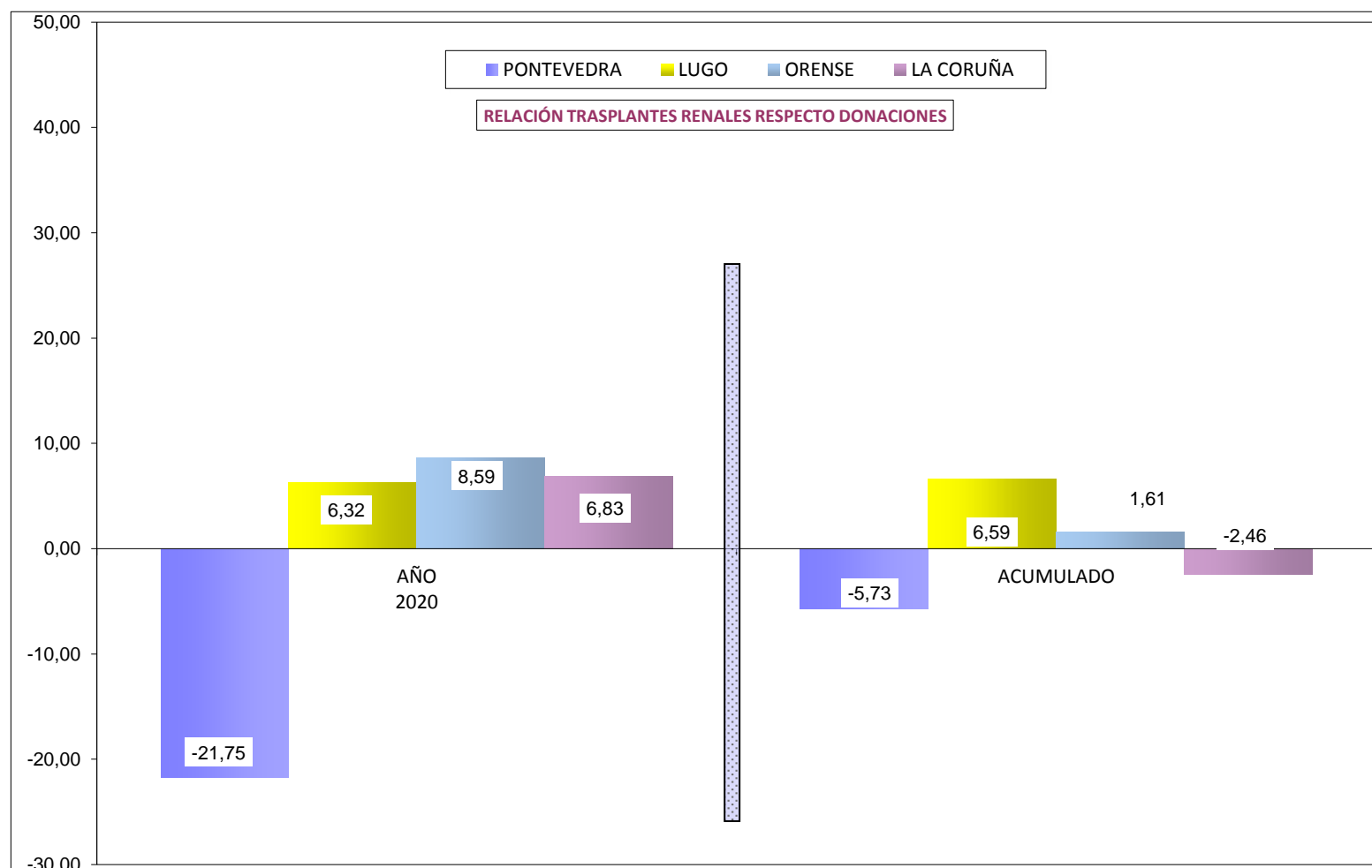
TX. RENAL CHUAC. TIPO TRASPLANTES

| | 81 | 82 | 83 | 84 | 85 | 86 | 87 | 88 | 89 | 90 | 91 | 92 | 93 | 94 | 95 | 96 | 97 | 98 | 99 | 00 | 01 | 02 | 03 | 04 | 05 | 06 | 07 | 08 | 09 | 10 | 11 | 12 | 13 | 14 | 15 | 16 | 17 | 18 | 19 | 20 |
|-------------------|----|----|----|----|----|----|----|----|----|----|----|----|----|-----|-----|----|-----|-----|----|-----|----|----|----|----|----|----|----|----|----|----|----|----|----|----|----|----|----|----|----|----|
| Vivo | 2 | | 2 | 3 | | | | 2 | | | | | | | | | | | | | | | 1 | 5 | 7 | 4 | 5 | 12 | 16 | 19 | 24 | 24 | 28 | 30 | 33 | 26 | 26 | 26 | 31 | 15 |
| M Cerebral | 3 | 5 | 25 | 35 | 46 | 52 | 25 | 41 | 48 | 73 | 79 | 93 | 95 | 121 | 104 | 88 | 102 | 104 | 88 | 102 | 81 | 82 | 92 | 77 | 66 | 80 | 71 | 80 | 78 | 83 | 93 | 88 | 78 | 83 | 80 | 75 | 72 | 75 | 49 | 49 |
| Asistolia | | | | | | | | | 2 | 7 | 9 | 7 | 7 | 7 | 12 | 13 | 12 | 2 | 6 | 1 | | 2 | 2 | 3 | 3 | 4 | | 1 | 2 | 2 | | 7 | 2 | 4 | 11 | 13 | 22 | 30 | 29 | 24 |



RELACIÓN TRASPLANTES/DONANTES
PROGRAMA CORUÑA

| | DONANTES PROCEDENCIA | | | | | TRASPLANTES PROCEDENCIA RECEPTORES RENALES | | | | | DIFERENCIA RELACIÓN TRASPLANTES /DONANTES | |
|--|-------------------------|-------------|------------|--------------|---------------|---|-------------|------------|--------------|---------------|--|---------------|
| | PERÍODO 81-19 | AÑO 2020 | % | TOTAL | % | PERÍODO 81-19 | AÑO 2020 | % | TOTAL | % | AÑO 2020 | ACUMULADO |
| P O N T E V E D R A | X. VIGO | 424 | 20 | 27,40 | 444 | 19,57 | 347 | 6 | 6,82 | 353 | 10,24 | |
| | MEIXOEIRO | 78 | 0 | 0,00 | 78 | 3,44 | 201 | | 0,00 | 201 | 5,83 | |
| | C. FATIMA | 19 | 0 | 0,00 | 19 | 0,84 | 2 | | 0,00 | 2 | 0,06 | |
| | POVISA | 95 | 2 | 2,74 | 95 | 4,19 | 30 | 1 | 1,14 | 31 | 0,90 | |
| | CRUZ ROJA | 0 | 0 | 0,00 | | 0,00 | 52 | | 0,00 | 52 | 1,51 | |
| | PONTEVEDRA | 135 | 3 | 4,11 | 135 | 5,95 | 331 | 4 | 4,55 | 335 | 9,72 | |
| | SUMA | 751 | 25 | 34,25 | 771 | 33,98 | 963 | 11 | 12,50 | 974 | 28,25 | -21,75 |
| L U G O | X. LUGO | 154 | 7 | 9,59 | 161 | 7,10 | 228 | 12 | 13,64 | 240 | 6,96 | |
| | CRIADO (BRAUN) | 0 | | 0,00 | | 0,00 | 224 | | 0,00 | 224 | 6,50 | |
| | BURELA | 33 | 0 | 0,00 | 33 | 1,45 | 56 | 2 | 2,27 | 58 | 1,68 | |
| | SUMA | 187 | 7 | 9,59 | 194 | 8,55 | 508 | 14 | 15,91 | 522 | 15,14 | 6,32 |
| O R E N S E | CRISTAL | 281 | 7 | 9,59 | 288 | 12,69 | 452 | 16 | 18,18 | 468 | 13,57 | |
| | NEORSA | 0 | | 0,00 | | 0,00 | 16 | | 0,00 | 16 | 0,46 | |
| | OTROS | 0 | | 0,00 | | 0,00 | 9 | | 0,00 | 9 | 0,26 | |
| | SUMA | 281 | 7 | 9,59 | 288 | 12,69 | 477 | 16 | 18,18 | 493 | 14,30 | 8,59 |
| C O R U Ñ A | A CORUÑA | 89 | 32 | 43,84 | 940 | 41,43 | 797 | 22 | 25,00 | 819 | 23,75 | |
| | STA. TERESA | 0 | | 0,00 | | 0,00 | 210 | 3 | 3,41 | 213 | 6,18 | |
| | FERROL | 74 | 2 | 2,74 | 76 | 3,35 | 207 | 12 | 13,64 | 219 | 6,35 | |
| | OTROS | 0 | | 0,00 | | 0,00 | 198 | 10 | 11,36 | 208 | 6,03 | |
| | SUMA | 163 | 34 | 46,58 | 1016 | 44,78 | 1412 | 47 | 53,41 | 1459 | 42,31 | 6,83 |
| TOTAL | 1382 | 73 | 100 | 2269 | 100,00 | 3360 | 88 | 100 | 3448 | 100,00 | | |



Programas Trasplante Renal. Galicia

| AÑO | Santiago | A Coruña | TOTAL | Tasa/Mill. |
|--------------|-------------|-------------|-------------|------------|
| 81 | 0 | 5 | 5 | 1,8 |
| 82 | 5 | 5 | 10 | 3,6 |
| 83 | 1 | 27 | 28 | 10,1 |
| 84 | 14 | 38 | 52 | 18,7 |
| 85 | 29 | 46 | 75 | 26,9 |
| 86 | 17 | 52 | 69 | 24,8 |
| 87 | 7 | 25 | 32 | 11,5 |
| 88 | 19 | 43 | 62 | 22,3 |
| 89 | 12 | 50 | 62 | 22,3 |
| 90 | 21 | 80 | 101 | 36,3 |
| 91 | 17 | 88 | 105 | 37,7 |
| 92 | 17 | 100 | 117 | 42,0 |
| 93 | 41 | 102 | 143 | 51,3 |
| 94 | 22 | 128 | 150 | 53,9 |
| 95 | 28 | 116 | 144 | 51,7 |
| 96 | 34 | 101 | 135 | 48,5 |
| 97 | 25 | 114 | 139 | 51,0 |
| 98 | 37 | 106 | 143 | 52,5 |
| 99 | 29 | 94 | 123 | 45,1 |
| 00 | 31 | 103 | 134 | 49,2 |
| 01 | 23 | 81 | 104 | 38,2 |
| 02 | 37 | 84 | 121 | 44,4 |
| 03 | 34 | 95 | 129 | 47,3 |
| 04 | 23 | 85 | 108 | 39,6 |
| 05 | 31 | 76 | 107 | 39,3 |
| 06 | 24 | 88 | 112 | 40,7 |
| 07 | 20 | 76 | 96 | 34,9 |
| 08 | 27 | 93 | 120 | 43,6 |
| 09 | 31 | 96 | 127 | 45,4 |
| 10 | 27 | 104 | 131 | 46,9 |
| 11 | 29 | 117 | 146 | 52,2 |
| 12 | 19 | 119 | 138 | 49,4 |
| 13 | 26 | 108 | 134 | 47,9 |
| 14 | 24 | 117 | 141 | 51,3 |
| 15 | 44 | 124 | 168 | 61,5 |
| 16 | 21 | 114 | 135 | 49,7 |
| 17 | 40 | 120 | 160 | 59,1 |
| 18 | 39 | 131 | 170 | 63,0 |
| 19 | 67 | 109 | 176 | 65,5 |
| 20 | 53 | 88 | 141 | 52,2 |
| TOTAL | 1045 | 3448 | 4493 | |
| % | 23,3 | 76,7 | | |

